

QUICK START GUIDE

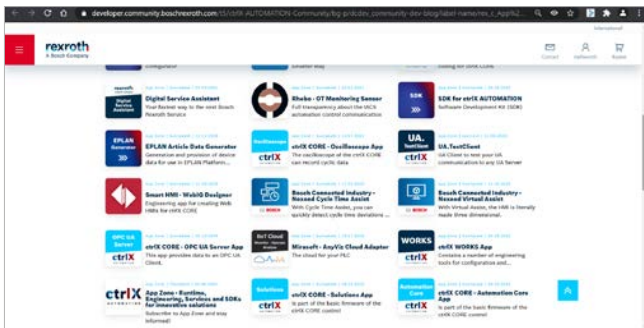
Bosch Rexroth Licensing Center

GETTING STARTED

Use this guide to learn how to add licenses to your ctrlX CORE and manage them.

1 GO TO THE [ctrlX Store](#)

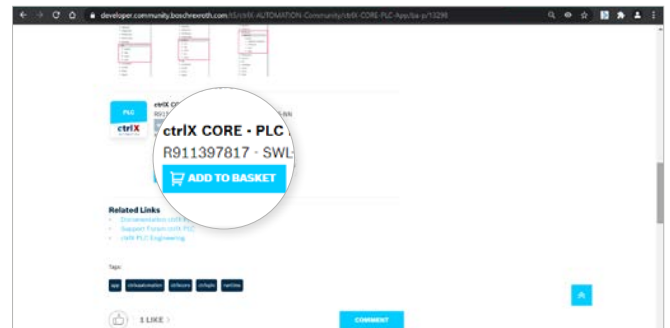
Select an app:



2 ADD TO BASKET

Each app has a “GET IT NOW” button and an “ADD TO BASKET” button. You have to accept the cookies to use this feature.

Click „ADD TO BASKET“

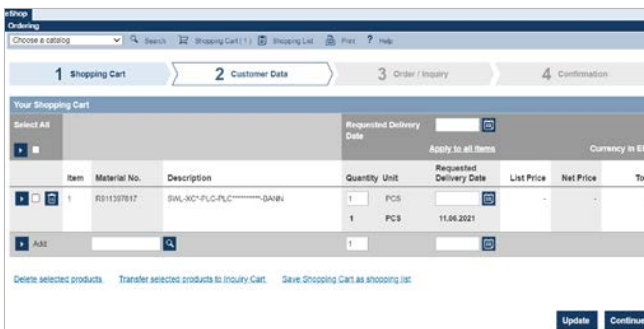


3 FINALIZE ORDER

Proceed to shopping cart and finalize your order.

In the shopping cart you can select the quantity of the needed licenses and can put in your order data.

After a few days you will receive an email with the confirmation that the license has been added to the “Bosch Rexroth Licensing Center” where you can manage and activate your licenses.

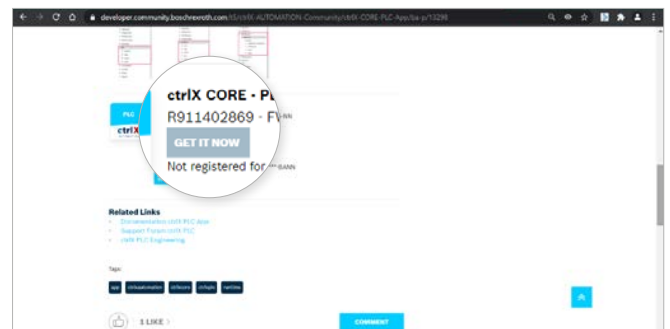


4 DOWNLOAD THE APP

Back in the [ctrlX Store](#) you can gain access to the app itself.

Click the “GET IT NOW” button to download the app.

You will be directed to the My Rexroth Collaboration Room.



More information: [ctrlX AUTOMATION website](#) [ctrlX AUTOMATION Community – How to](#) [Online documentation](#) [Product catalog](#)

QUICK START GUIDE

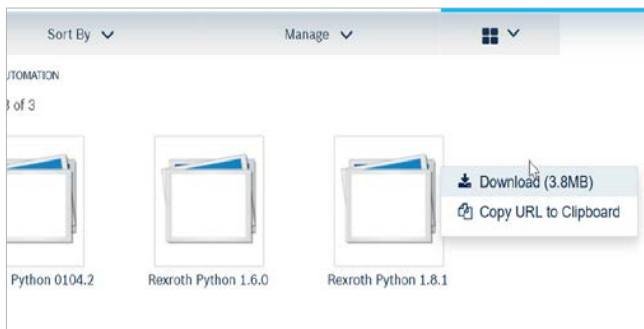
Bosch Rexroth Licensing Center

5 DOWNLOAD APP

In the My Rexroth collaboration room you can find the app files.

Download the file of the app and save it on your PC.

If you are a new customer please follow the process described in our [FAQ](#).

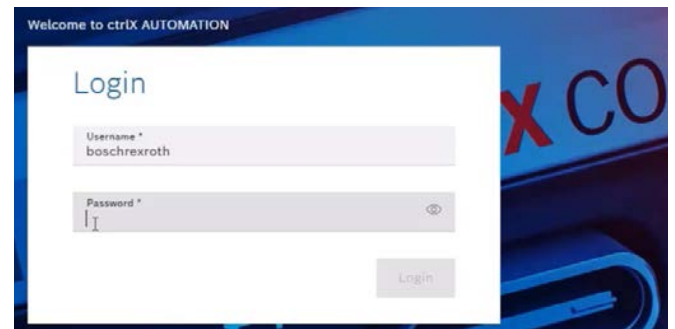


6 UPLOAD TO ctrlX CORE

Once you have the app file and the license file you can add them to your ctrlX CORE.

Follow the [How-to](#) processes to learn how.

License file can be uploaded via your device UI or via REST client. The app can be uploaded via the device UI.



USING THE BOSCH REXROTH LICENSING CENTER

The Bosch Rexroth Licensing Center can be used to track and manage your license assets and map entitlements to devices. After you have received the confirmation e-mail, that your ctrlX AUTOMATION license has been generated and added to your customer account, you can access and manage your licenses here.

TERMS

Entitlements

An Entitlement represents the right to obtain one or more licenses for a product. Think of an Entitlement as a store of rights to use software, from which you can redeem licenses as needed. For example, let's assume you order 10 expiring licenses of Bosch Rexroth software product. You will be issued an Entitlement for those 10 copies, specifying the duration of validity. Each Entitlement is identified by a unique Entitlement ID and contains one or more Entitlement line items. See "Activations" for details.

Activations

Each Entitlement contains a number of Entitlement line items that can be activated, i.e. a license can be generated for them. The activation maps to a single product, its license terms, the number of copies entitled, and other details needed to generate a license. Activations are uniquely identified by activation IDs. If an Entitlement line item has been activated, the license key for it has been created. The Bosch Rexroth Licensing Center will show activated licenses in section view device.

Capability Response

The capability response is the license file which needs to be copied to the device in order to activate it.

More information: [ctrlX AUTOMATION website](#) [ctrlX AUTOMATION Community – How to](#) [Online documentation](#) [Product catalog](#)

QUICK START GUIDE

Bosch Rexroth Licensing Center

LOGIN

1 LOGIN FOR CUSTOMERS & PARTNERS

You can log in to the Bosch Rexroth Licensing Center by accessing <https://licensing.boschrexroth.com>.

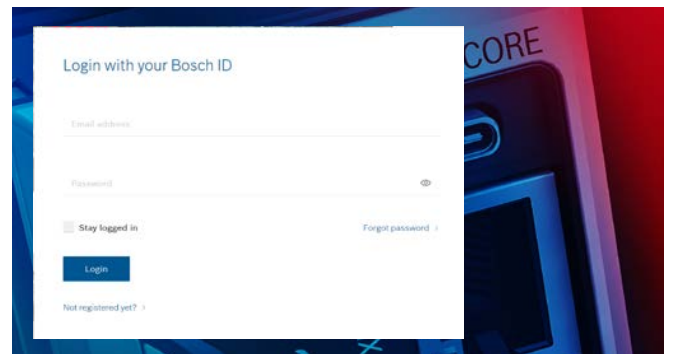
Click on **Login for Customers & Partners (Bosch-ID)**



2 LOGIN OR REGISTER

Insert your e-mail address and your password and click **Log in**.

In case you forgot your password, you can use the **Forgot password** function to reset your password.



VIEW ENTITLEMENTS AND LICENSES

1 ACTIVATION & ENTITLEMENTS

Go to **Activation & Entitlements** in the top menu and select **List Entitlements**.

This will give you an overview of all available Entitlements.

You can see details on Activation ID, Entitlement ID, product, license model, number of Entitlements, etc.



2 ACTIVATION ID

Click on the Activation ID to access more details.



More information: [ctrlX AUTOMATION website](#) [ctrlX AUTOMATION Community – How to](#) [Online documentation](#) [Product catalog](#)

QUICK START GUIDE

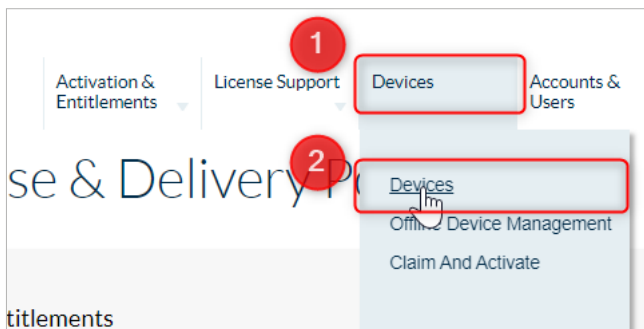
Bosch Rexroth Licensing Center

MAP AN ENTITLEMENT TO A DEVICE

1 DEVICES

Go to **Devices** in the top menu.

Here you will be directed to a list of all your devices. Your ctrlX CORE is added automatically.



2 VIEW DEVICE

Select the device you would like to add an Entitlement to.

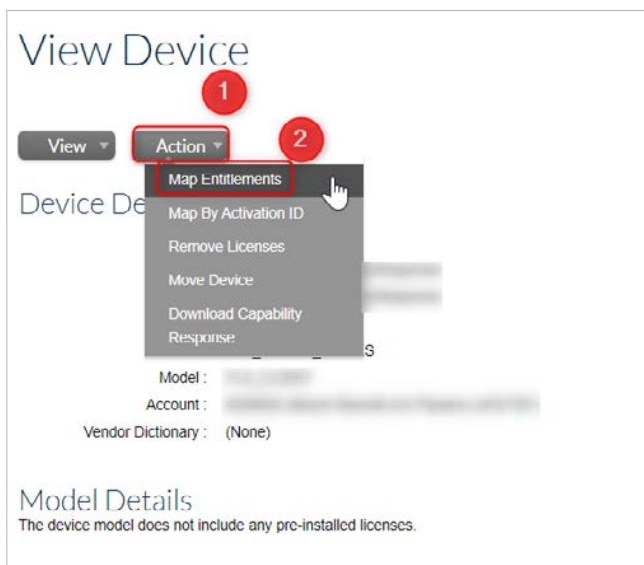
Now you can see further device details and which licenses have already been mapped to the device. You can also see whether a license has been generated (license status), the quantity mapped and the expiration.



3 ACTION

To assign a license to this device you need to map the entitlement to it. This is very important as the license can only be authorized by the device it is assigned to.

Select **Action** and then **Map Entitlements**.



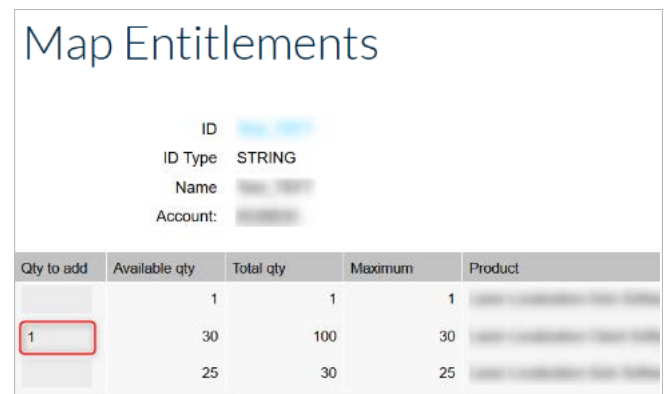
4 MAP ENTITLEMENTS

Search the line for the product you want to activate on your previously selected device.

Fill in the quantity of the product licenses you want to use on your device in the column **Qty to Add**.

Click Save

You will be directed back to the device view and a notification will appear at the top that your license has been successfully added.



More information: [ctrlX AUTOMATION website](#) [ctrlX AUTOMATION Community – How to](#) [Online documentation](#) [Product catalog](#)

QUICK START GUIDE

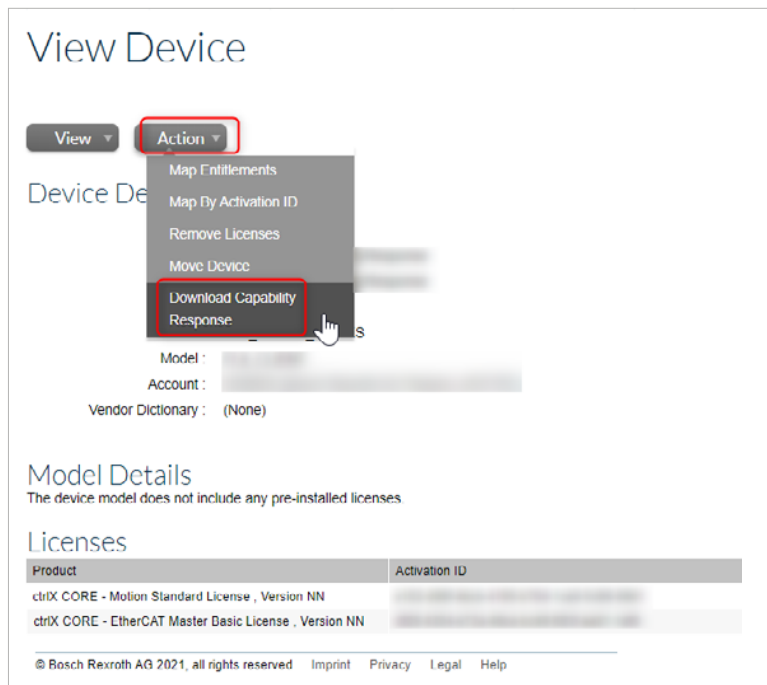
Bosch Rexroth Licensing Center

MAP AN ENTITLEMENT TO A DEVICE

5 GENERATE LICENSE

Click on **Action** and then **Download Capability Response** to download the license file. The status of your License will change to **license generated**.

This is the file you can upload into your ctrlX CORE.



COPYRIGHT

The data in this document may not be altered or amended without special notification from Bosch Rexroth AG. Bosch Rexroth AG undertakes no further obligation in relation to this document. The software presented herein is provided on the basis of a general license agreement or a single license. Using and copying is only allowed in concurrence with the specifications stipulated in the contract. Under no circumstances may any part of this document be copied, reproduced, transmitted, stored in a retrieval system or translated into another language without the express written permission of Bosch Rexroth AG.

© Copyright 2019 - 2021, Bosch Rexroth AG, Lohr am Main

The names and designations used in this document are trademarks or brands belonging to the respective owners.

More information: [ctrlX AUTOMATION website](#) [ctrlX AUTOMATION Community – How to](#) [Online documentation](#) [Product catalog](#)